

# Perla



Designer : Michel Tortel

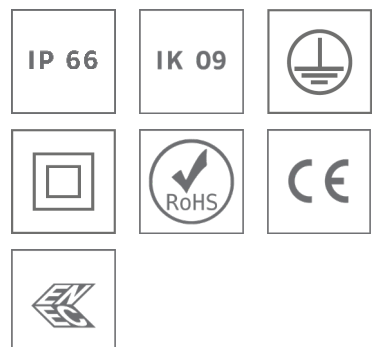

## A precious ring in the urban night

The distinctive design of Perla guarantees a valuable presence in the public space. The Perla's sober and pure line plays an important aesthetic role both by day and night.

By day, the luminaire's curve allows the sky and the architectural environment to peek through. By night, the LEDs in a circular form give life to a ring of light that floats in the darkness of the city.

Depending on the chosen photometry, Perla meets the requirements for lighting streets, squares and parks.

As an option, Perla can be equipped with a ring of blue or RGB low-power LEDs that accentuate the luminaire's nocturnal presence.



## Concept

The Perla luminaire has an aluminium body and an impact-resistant, anti-UV injected polycarbonate protector.

The original aesthetic design of the Perla luminaire is a triumph of sobriety and elegance for the intrinsic performance of an intelligent lighting system based on the use of LEDs.

The luminaire's curve is perfectly designed to satisfy the LEDs' very directional luminous beam. Given Perla's circular design, the luminous flux can be directed precisely where it is needed and with the intensity desired.

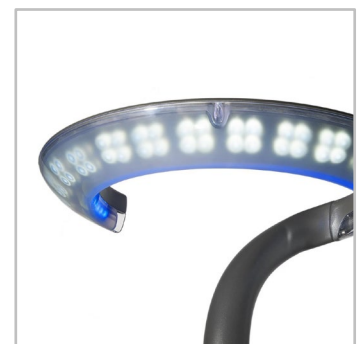
The optical compartment consists of 64 high-power white LEDs distributed over 16 modules that are independently oriented and tilted according to the type of light distribution required.

The Perla stands out due to a remarkable colour temperature, an excellent uniformity of illuminance and optimal visual comfort. With the RGB version, its optional decorative ring of coloured low-power LEDs can be controlled with the DMX protocol.

Perla is designed for post-top mounting on a Ø76mm pole. With a rear bracket, it can be installed, when necessary, to light a service road or a wide pavement. The wall bracket can be chosen to light narrow streets or any space where the presence of lighting columns is not permitted. The control gear is located in the support (lighting column or wall bracket). Perla is supplied pre-wired to facilitate installation.



Perla is designed for post-top mounting on a Ø76mm pole.



A low-power LED ring is available in static blue or with DMX controlled RGB LEDs for accentuation and the creation of a distinctive identity.

## TYPES OF APPLICATION

- URBAN & RESIDENTIAL STREETS
- BRIDGES
- BIKE & PEDESTRIAN PATHS
- RAILWAY STATIONS & METROS
- CAR PARKS
- SQUARES & PEDESTRIAN AREAS

## KEY ADVANTAGES

- Aesthetic design
- Creation of ambiance
- Low height solution
- Variable intensity and flexible programming
- Low energy consumption



The 64 high-power white LEDs, distributed over 16 modules, are independently oriented and tilted according to the type of light distribution required.



The control gear is located in the pole or rear/wall bracket.

**GENERAL INFORMATION**

Recommended installation height	4m to 6m   13' to 20'
Driver included	Yes
CE Mark	Yes
ENEC certified	Yes
ROHS compliant	Yes
French law of December 27th 2018 - Compliant with application type(s)	b, c, d, f, g
Testing standard	LM 79-08 (all measurements in ISO17025 accredited laboratory)

**HOUSING AND FINISH**

Housing	Aluminium
Protector	Polycarbonate
Housing finish	Polyester powder coating
Standard colour(s)	AKZO grey 900 sanded
Tightness level	IP 66
Impact resistance	IK 09

**OPERATING CONDITIONS**

Operating temperature range (Ta)	-20°C up to +40°C / -4°F up to 104°F
----------------------------------	--------------------------------------

*· Depending on the luminaire configuration. For more details, please contact us.*

**ELECTRICAL INFORMATION**

Electrical class	Class I EU, Class II EU
Nominal voltage	220-240V – 50-60Hz
Surge protection options (kV)	10
Control protocol(s)	1-10V, DALI

**OPTICAL INFORMATION**

LED colour temperature	3000K (Warm White 830) 4000K (Neutral White 740)
Colour rendering index (CRI)	>80 (Warm White 830) >70 (Neutral White 740)
Upward Light Output Ratio (ULOR)	<3%

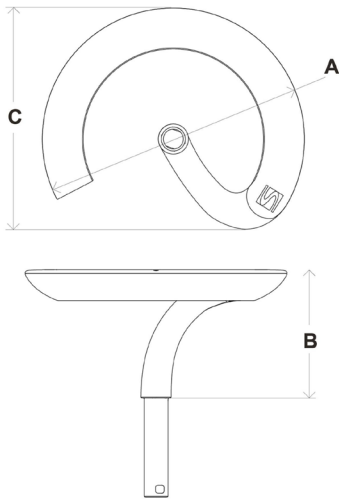
*· ULOR may be different according to the configuration. Please consult us.*

**LIFETIME OF THE LEDS @ TQ 25°C**

All configurations	100,000h - L90
--------------------	----------------

## DIMENSIONS AND MOUNTING

AxBxC (mm   inch)	660x322x557   26.0x12.7x21.9
Weight (kg   lbs)	8   17.6
Aerodynamic resistance (CxS)	0.09
Mounting possibilities	Post-top penetrating – Ø76mm

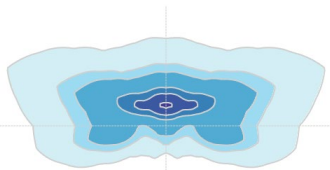
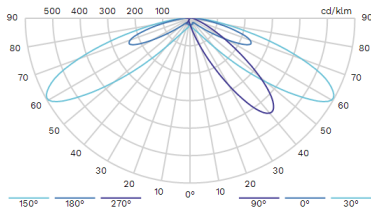




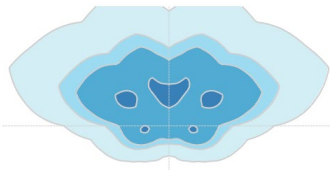
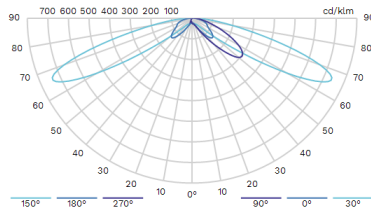
Luminaire	Number of LEDs	Current (mA)	Luminaire output flux (lm) Warm White 830		Luminaire output flux (lm) Neutral White 740		Power consumption (W)		Luminaire efficacy (lm/W)
			Min	Max	Min	Max	Min	Max	Up to
PERLA	64	350	5700	5800	6600	6600	73	73	90

Tolerance on LED flux is  $\pm 7\%$  and on total luminaire power  $\pm 5\%$

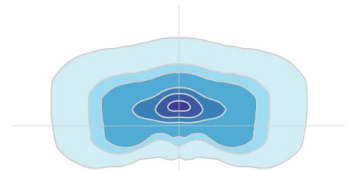
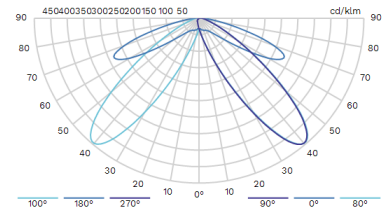
6016 Road - Dynamic



6054 Roundabouts



6055



6075 Square

