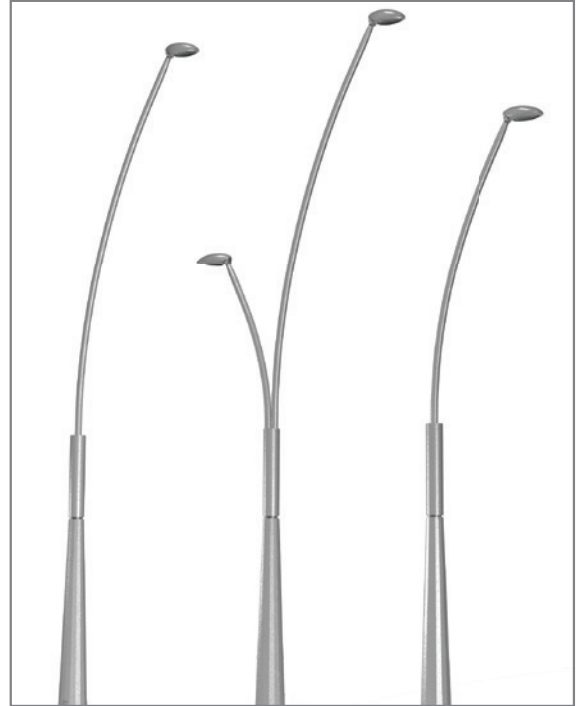


THYLIA



The uniquely designed THYLIA pole, combined with one of our luminaires (such as TECEO), has been a Schröder exclusive for many years. The range is perfect for lighting roads, pedestrian areas or squares.

The standard offering consists of a base part available in 4 different design materials, combined with straight or curved arms. One, two, three or four poles can be mounted on a single base. A faceted steel base and a steel wall bracket are available. The THYLIA range is available in 2 materials: galvanised steel and cast iron. The nearly endless number of possible combinations is offered in every Schröder colour. Certified for loads defined in EN40, the THYLIA range comes with CE marking*.

*for steel galvanised variants only - the cast iron versions are not submitted to the EN40 standard.

Technical information

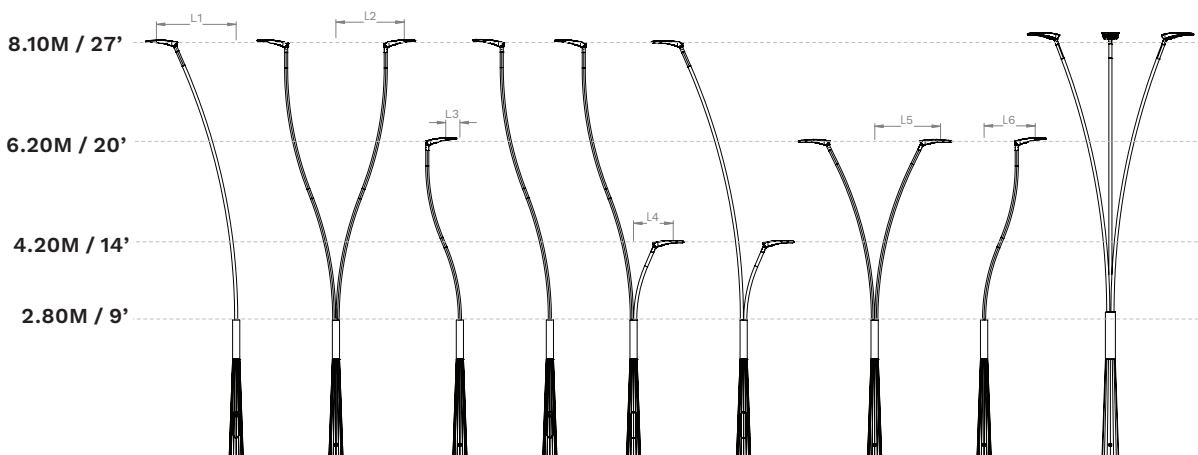
GENERAL

Materials	Galvanised steel Cast iron
Finish	Polyester powder-coating
Colour	AKZO 900 grey sanded Any RAL or AKZO colour upon request

Seaside coating	Yes
Option	DIN rail

DIMENSIONS

L1 TECEO 1	1550mm 61"	L4 TECEO 1	770mm 30"
L2 TECEO 1	1325mm 52"	L5 TECEO 1	1280mm 50"
L3 TECEO 1	270mm 11"	L6 TECEO 1	990mm 39"



PRODUCT VARIANTS

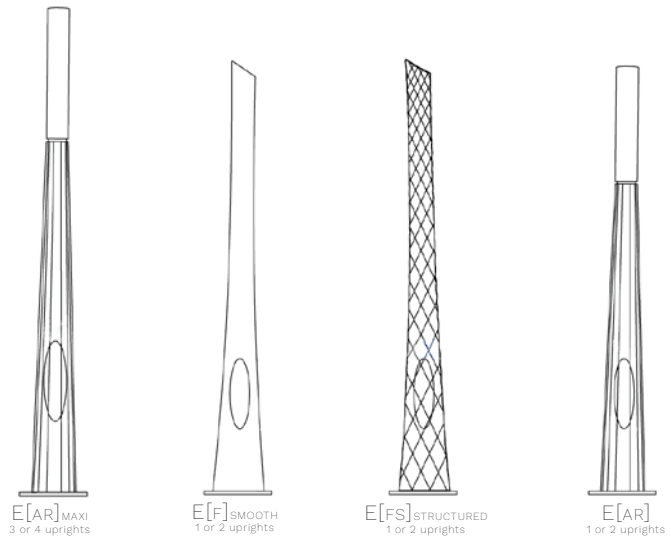
Pole	Pole height	Variant	Reference	Upright height							
				1.60m (Total 4.20m) 4' (Total 14')		3.60m (Total 6.20m) 12' (Total 20')			5.50m (Total 8.10m) 18' (Total 27')		
				Straight	1 Curved	Straight	1 Curved	2 Curved	Straight	1 Curved	2 Curved
THYLIA standard steel E[AR]	2.80m 9'	1 upright	THY111P	THY216P	THY213P	THY217P	THY212P	THY214P	THY218P	THY211P	THY215P
		2 uprights	THY112P								
THYLIA smooth cast iron E[F]	2.80m 9'	1 upright	THY441P								
		2 uprights	THY442P								
THYLIA structured cast iron E[FS]	2.80m 9'	1 upright	THY443P								
		2 uprights	THY445P								
THYLIA maxi steel E[AR]	2.90m 9.5'	3 uprights	THY113P	-	THY241P	-	THY242P	THY244P	-	THY243P	THY245P
		4 uprights	THY114P								
THYLIA wall	-	1 upright	THY510P	1 Curved - 1.70m / 4'							

Note: this information is to be combined with the specific technical drawing.

LUMINAIRE COMPATIBILITY

Family	Type	TECEO S & TECEO 1	THYLIA	Can be adapted for other luminaires on request (subject to mechanical resistance)
		On request	Post-top 60mm with 6 screws (Ø42)	
All THYLIA Pole	All variants	O	X	

x = standard available
o = On request



INFORMATION FOR EN40

THYLIA configuration	Reference	Maximum allowed wind zone*
THYLIA standard - Galvanised steel E[AR] 1 upright	THY111P	31m/s - Cat. 1
THYLIA standard - Galvanised steel E[AR] 2 uprights	THY112P	31m/s - Cat. 1
THYLIA maxi - Galvanised steel E[AR] 3 uprights	THY113P	31m/s - Cat. 1
THYLIA maxi - Galvanised steel E[AR] 4 uprights	THY114P	31m/s - Cat. 1
THYLIA smooth - Cast iron E[F] - 1 & 2 uprights		Not submitted to the EN40 standard
THYLIA structured - Cast iron E[FS] - 1 & 2 uprights		

*Validated resistance for the least favourable configuration (uprights to a total height of 8.10m) with a THYLIA luminaire

